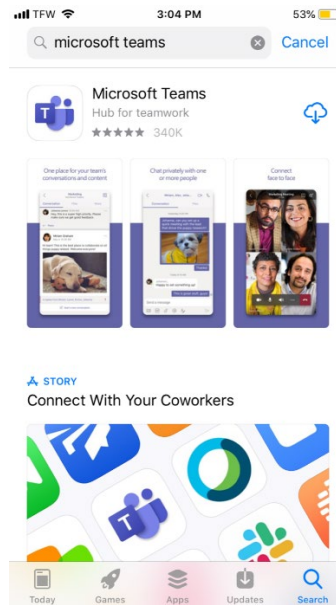


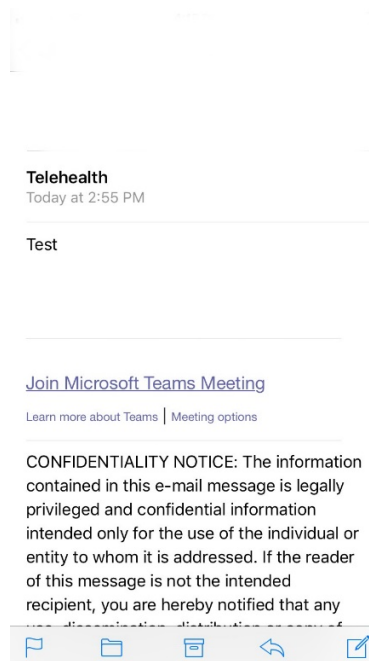

Thank you for scheduling a telehealth visit with Midlands Orthopaedics and Neurosurgery. Please follow the below instructions to access your appointment. **Note: to join a telehealth visit, you must have a smartphone, tablet, or computer with video and microphone capabilities.**

1. Download the Microsoft Teams app on your smartphone, tablet or computer.



Prior to your appointment, you will receive an email from our clinical staff inviting you to your scheduled appointment. The email will be sent to the email you provided to us.

2. Open the email and click on the link "Join Microsoft Teams Meeting"



You will be directed to the app and prompted to join the meeting.

3. Select "Join as guest"

Mail 3:35 PM 50%

Microsoft Teams



Meeting time!  
How would you like to join?

Join as a guest

Sign in and join





4. Enter your name and select "Join Meeting"



Type your name, then select Join meeting.

Name

Join meeting



5. You will be placed in the meeting and joined by a member of our clinical staff and the provider.

