
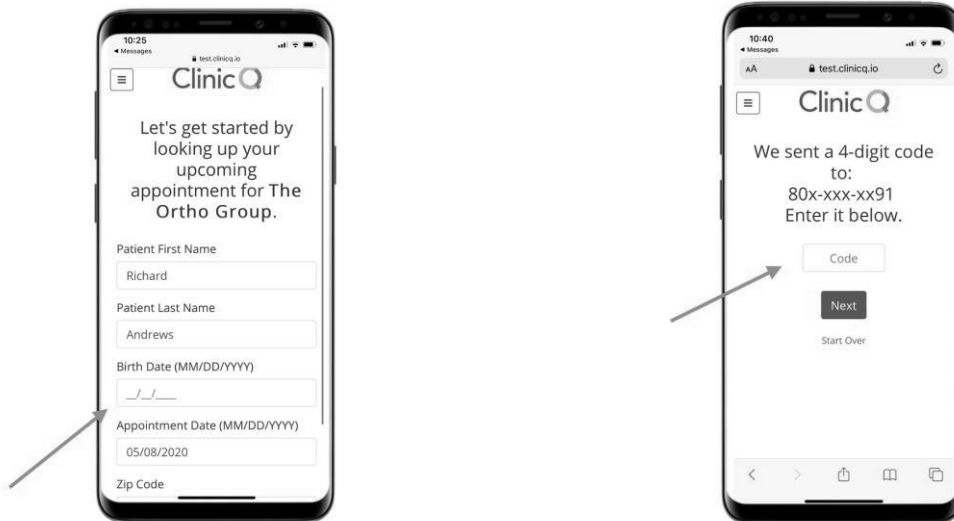


## Tele Q Visits: Patient-Facing Onboarding Instructions

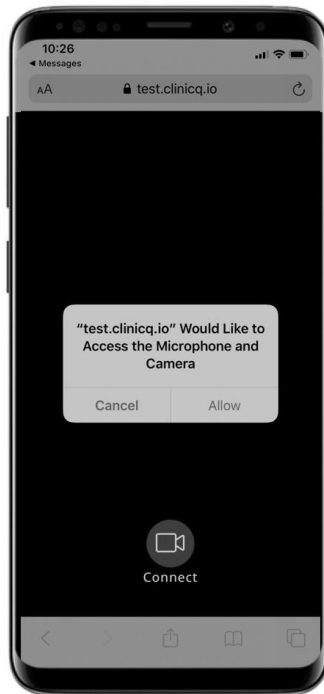
1. Click on the link texted to your phone/tablet to access your televisit



2. From your web browser, enter your birthdate and then a 4-digit pin that is texted to your device to complete sign-in.




3. If prompted, allow web browser to access your microphone and camera.



4. Once camera feed is live, arrange your phone/tablet into desired position. (Note: You will not join virtual clinic room until you click "Connect")



5. Once you join room, you will have the option to "Disconnect" and "Mute." If your medical provider is in the virtual room, he/she will also be visible. If not, please wait until he/she arrives.



6. Hit Disconnect button to log-off out of televisit.