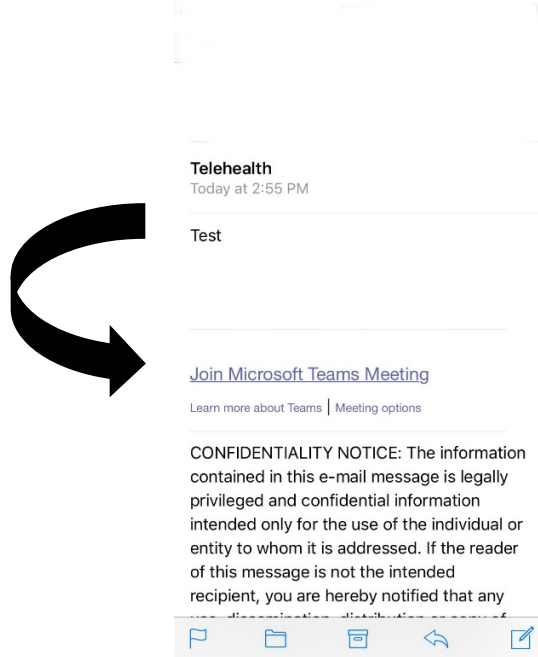


Telehealth Instructions

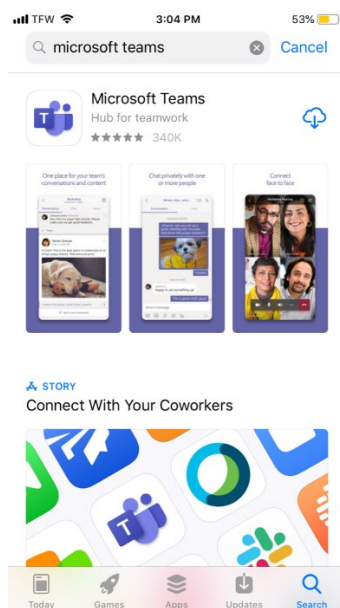
Thank you for scheduling a telehealth visit with Midlands Orthopaedics and Neurosurgery. Please follow the below instructions to access your appointment. **Note: to join a telehealth visit, you must have a smartphone, tablet, or computer with video and microphone capabilities.**

Prior to your appointment, you will receive an email from our clinical staff inviting you to your scheduled appointment. The invitation will be sent to the email address you provided to us.

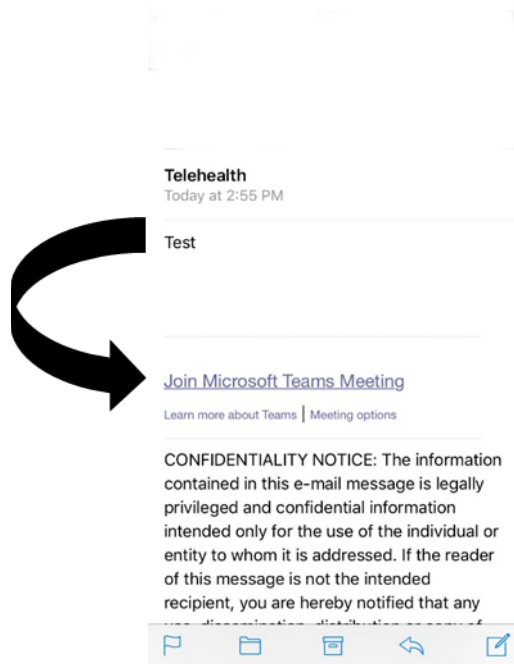
1. Open the email and click on the link "Join Microsoft Teams Meeting"



2. Clicking on the link will prompt you to download the Microsoft Teams app on your smartphone, tablet or computer. Please download the app.



- Once you have downloaded Microsoft Teams, return to your email and select “Join Microsoft Teams Meeting” again.



- Microsoft Teams will automatically open and you will be prompted to join the meeting.
- Select “Join as guest”

Mail 3:35 PM 50%

Microsoft Teams



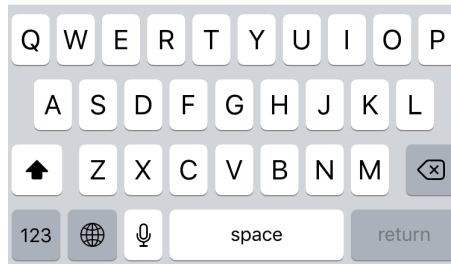
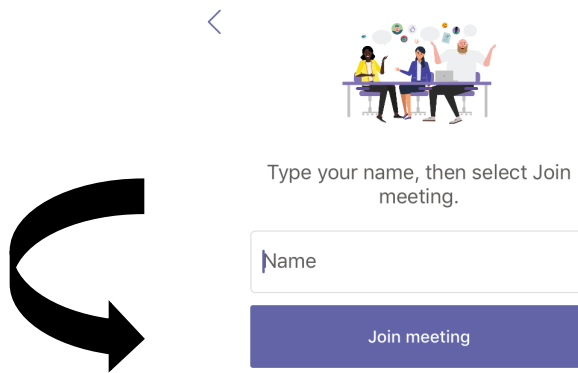
Meeting time!
How would you like to join?

Join as a guest

Sign in and join



6. Enter your name and select “Join Meeting”



7. You will then be placed in the meeting and joined by a member of our clinical staff and the provider.

